


SILIONA 32

divinity lights



divinity lights

Quick Info

CRI ≥ 90

3000K/ 4000K/ 5700K

Tunable White 2700-6500K

ON-OFF/ ON-OFF (FLICKER FREE)

DALI-2 DT6 / DALI-2 DT8/ DALI+

SDCM<3

Silicon Diffuser

L70 @50,000h

Aluminium

Types

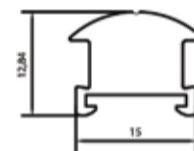
Pendant

Single Line Diagram

Profile Code

SDL-1046

Profile

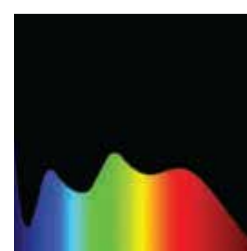


Silicon Diffuser



Light Distribution

Direct



CRI ≥ 90



TUNABLE WHITE

SILIONA 32

Siliona 32 fixture has:

- Extruded Aluminium Luminaire Housing
- Premium Finish Powder coating
- High efficiency silicon diffuser
- 360 degree uniform light distribution
- Energy efficient LED with high colour rendering
- LED PCB mounted on insert design with heat sink
- Snap-fit system and no visible screw
- Pendant using suspension cable with M6 bolt and fastener
- Bottom opening for easy maintenance

SILIONA 32



SILIONA 32 (DIRECT)

System Power	Dimensions
5W	L = 300mm
10W	L = 600mm
15W	L = 900mm
20W	L = 1200mm
40W	L = 2400mm

Order Options

Distribution

Direct
Direct-Indirect

CCT (Color Temperature)

3000K
4000K
5700K
Tunable 2700K-6500K



CRI

>90

Beam Angle

360°

Control

ON-OFF
ON-OFF (FLICKER FREE)
DALI-2 DT6
DALI-2 DT8
DALI +



Mounting Type

Pendent

Material Color

RAL As Per Request

Photometric